



深圳市富尔电子科技有限公司

ADD:深圳市南山区后海工业七路8号
Tel/Fax:0755-21606613/21606608

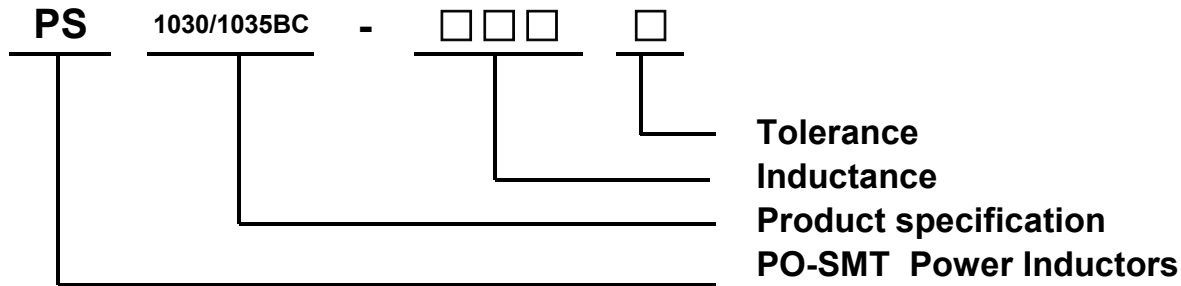
<http://www.frcoil.com>
Email:xy@frcoil.com



SMT Power Inductors-PS1030/1035BC

产品型号

PRODUCT IDENTIFICATION



Tolerance:

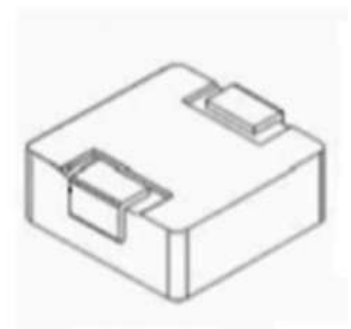
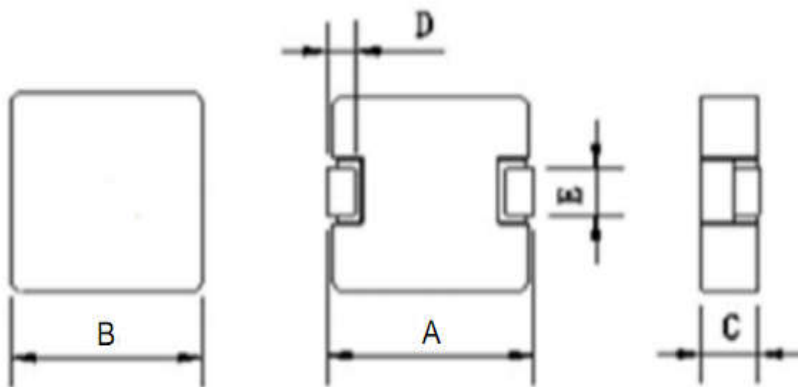
Code	Tolerance
102	1.0 μ H
103	10.0 μ H
104	100.0 μ H
105	1000.0 μ H
106	10000.0 μ H

Inductance:

Code	Tolerance
J	$\pm 5\%$
K	$\pm 10\%$
L	$\pm 15\%$
M	$\pm 20\%$
N	$\pm 30\%$

外观尺寸

SHAPE AND DIMENSIONS



A(mm)	B(mm)	C(mm)	D(mm)	E(mm)
11 \pm 0.5	10 \pm 0.3	3.0MAX/3.5MAX	2.0 \pm 0.5	3.0 \pm 0.3



深圳市富尔电子科技有限公司

ADD:深圳市南山区后海工业七路8号
Tel/Fax:0755-21606613/21606608

<http://www.frcoil.com>
Email:xy@frcoil.com

SMT Power Inductors-PS1030/1035BC

规格特性

SPECIFICATIONS

Part number	Inductance (uH)	Percent tolerance	DCR max (MOhms)	Isat(A) 30%drop	Irms(A) 40°C rise
PS1030BC-R36M	0.36 @ 100KHz	20	1.6	35	23
PS1030BC-R56M	0.56 @ 100KHz	20	1.7	24	18
PS1030BC-R68M	0.68 @ 100KHz	20	3.2	23	17
PS1030BC-1R0M	1.0 @ 100KHz	20	7	18	13
PS1030BC-1R5M	1.5 @ 100KHz	20	9	16	10
PS1030BC-2R2M	2.2 @ 100KHz	20	12	14	9
PS1030BC-3R3M	3.3 @ 100KHz	20	20	9	7
PS1030BC-4R7M	4.7 @ 100KHz	20	25	8.5	6
PS1030BC-6R8M	6.8 @ 100KHz	20	40	7	5
PS1030BC-8R2M	8.2 @ 100KHz	20	55	6	4
PS1030BC-100M	10 @ 100KHz	20	56	5	4
PS1035BC-150M	15 @ 100KHz	20	70	4	3.5



深圳市富尔电子科技有限公司

ADD:深圳市南山区后海工业七路8号
Tel/Fax:0755-21606613/21606608

<http://www.frcoil.com>
Email:xy@frcoil.com

SMT Power Inductors-PS1030/1035BC

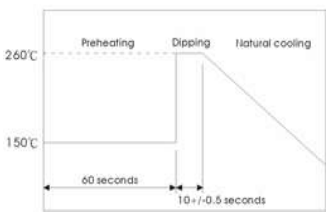
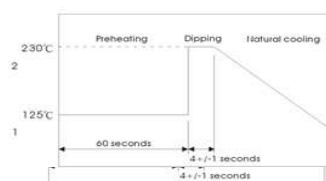
电气特性

TYPICAL ELECTRICAL CHARACTERISTICS

PASSED MEASUREMENT / 通过如下测量

ITEM	Test condition	Test Result
Operating Temperature 操作温度	-40℃~+125℃	5Pcs Passed
Storage temperature 储存温度	-55℃~125℃	5Pcs Passed
Rated Current 额定电流	Refer to standard electrical characteristics list 参考标准特性规格表	5Pcs Passed
Temperature Rise Test 温升测试	40℃ max.(Δt) 40度最大	5Pcs Passed

Electrical Performance Test

Solder Heat Resistance 耐焊锡热	Appearance:No significant abnormality. Inductance change:Within ±20%. 外观: 无显著异常。 电感值: 变异性在初始值±20%以内。	Preheat:150℃,60sec. Solder:H63A Solder temperature:260±5℃ Flux for lead free:rosin Dip time:10±0.5sec. 预热: 150℃, 60sec. 锡炉温度: 260±5℃. 时间: 10±0.5sec 助焊剂: rosin. 
Solderability Test 端面焊锡性	More than 90% of the terminal electrode. Should be covered with solder. 端电极之锡覆盖面达90%以上。	Preheat:125±25℃,60sec. Solder:H63A. Solder temperature:230±5℃ Flux for lead free:rosin Dip time:4±1sec. 预热: 125±25℃,60sec. 锡炉温度: 230±5℃ 时间: 4±1sec. 助焊剂: rosin. 
High Temperature Resistance Test 高温放置测试	Appearance:no damage. Inductance:within±20% of initial value NO disconnection or short circuit. 外观不能破损。 电感值: 变异性在初始值20%以内。 电性无短路或断线。	Temperature:85±5℃. Applied current:rated current. Duration:500 hrs.



深圳市富尔电子科技有限公司

ADD:深圳市南山区后海工业七路8号
Tel/Fax:0755-21606613/21606608

<http://www.frcoil.com>
Email:xy@frcoil.com

SMT Power Inductors-PS1030/1035BC

电气特性

TYPICAL ELECTRICAL CHARACTERISTICS

ITEM	Test condition	Test Result
Humidity Resistance Test 高温放置测试	Appearance:no damage. Inductance:within $\pm 20\%$ of initial value NO disconnection or short circuit. 外观不能破损。 电感值: 变异值在初始值20%以内。 电性无短路或断线。	Temperature: $40\pm 2^{\circ}\text{C}$. Applied current:rated current. Duration:500 hrs. Humidity:90~95%.
Thermal shock 热冲击试验	Appearance:no damage. Inductance:within $\pm 20\%$ of initial value NO disconnection or short circuit. 外观不能破损。 电感值: 变异值在初始值20%以内。 电性无短路或断线。	Condition for 1 cycle Step 1:- $25\pm 2^{\circ}\text{C}$,30 ± 3 min. Step 2:Room temperature within 15 min. Step 3:+ $85\pm 5^{\circ}\text{C}$,30 ± 3 min. Step 4: Room temperature within 15 min. Number of cycles 50
Humidity Resistance 高湿测试	Appearance:no damage. Inductance:within $\pm 20\%$ of initial value NO disconnection or short circuit. 外观不能破损。 电感值: 变异值在初始值20%以内。 电性无短路或断线	Humidity 90~95%RH. Temperature: $40\pm 5^{\circ}\text{C}$. Applied current:rated current. Duration:500 ± 12 hrs. Measured at room temperature after placing for 2 to 3hrs. 湿度: 90~95%RH。 温度: $40\pm 5^{\circ}\text{C}$. 须加电流: 额定电流。 放置时间: 500 ± 12 hrs. 测试结束于室温放置2~3小时, 始可测试电气特性。