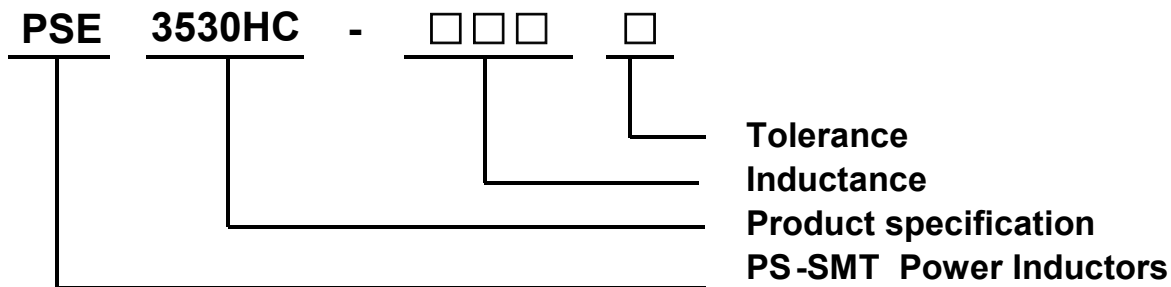


## SMT Power Inductors- PSE3530HC

### 产品型号

### PRODUCT IDENTIFICATION



#### Tolerance:

Code	Tolerance
102	1.0μH
103	10.0μH
104	100.0μH
105	1000.0μH
106	10000.0μH

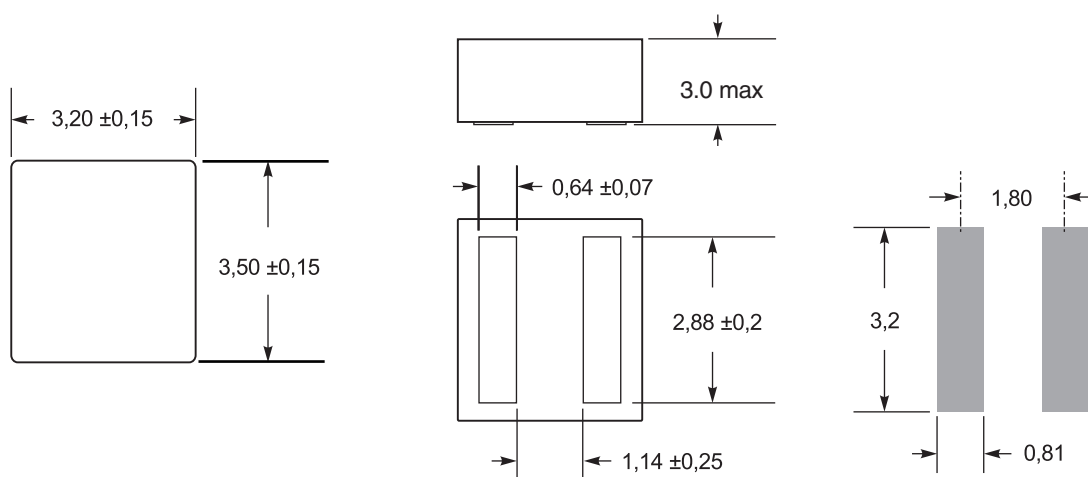
#### Inductance:

Code	Tolerance
J	±5%
K	±10%
L	±15%
M	±20%
N	±30%

### 外观尺寸

### SHAPE AND DIMENSIONS

单位：mm



推荐焊盘



# 深圳市富爾電子科技有限公司

ADD: 深圳市南山區後海工業七路8號

<http://www.frcoil.com>

Tel/Fax: 0755-21606613/21606608

Email: xy@frcoil.com

## SMT Power Inductors- PSE3530HC

### 规格特性

### SPECIFICATIONS

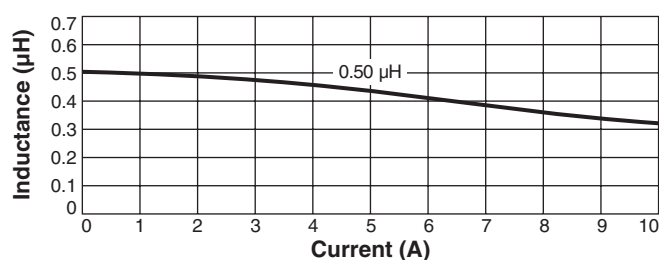
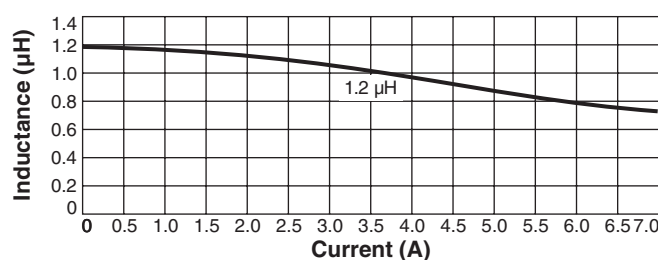
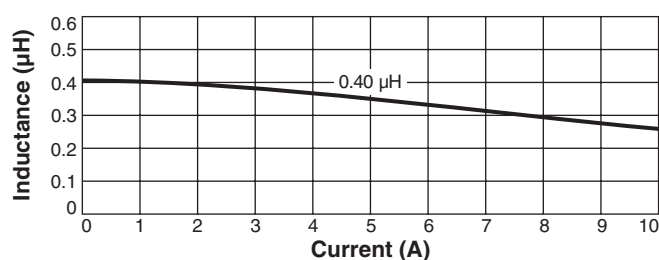
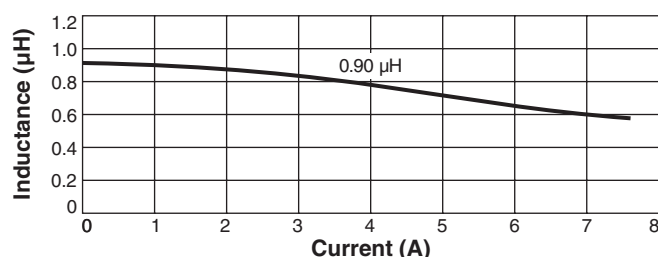
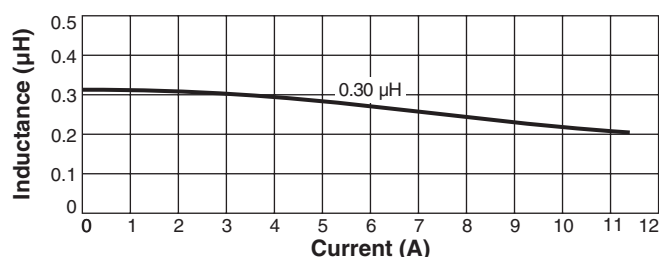
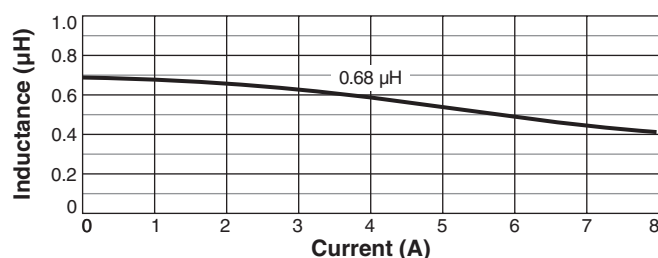
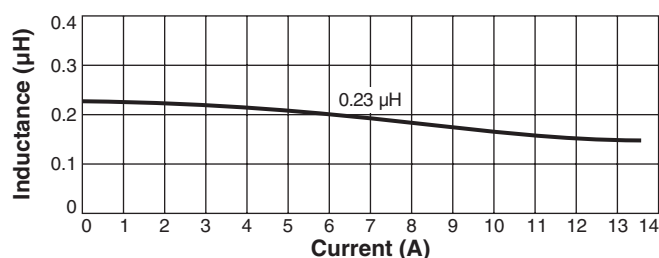
Part number	Inductance (uH)	Percent tolerance	DCR max (mOhms)	SRF typ (MHz)	Isat (A)	Irms(A)	
						20°C rise	40°C rise
PSE3530HC-231M	0.23 @ 1MHZ	20	4.85	211	10.6	12.6	17.2
PSE3530HC-301M	0.3 @ 1MHZ	20	6.00	173	9.2	11.3	15.3
PSE3530HC-401M	0.4 @ 1MHZ	20	7.10	149	8.3	9.1	12.7
PSE3530HC-501M	0.5 @ 1MHZ	20	8.35	129	7.9	8.5	11.4
PSE3530HC-681M	0.68 @ 1MHZ	20	11.85	110	6.2	7	9.2
PSE3530HC-901M	0.9 @ 1MHZ	20	14.60	95	5.9	5.9	8.4
PSE3530HC-122M	1.2 @ 1MHZ	20	20.50	79	5.2	4.2	6

## SMT Power Inductors- PSE3530HC

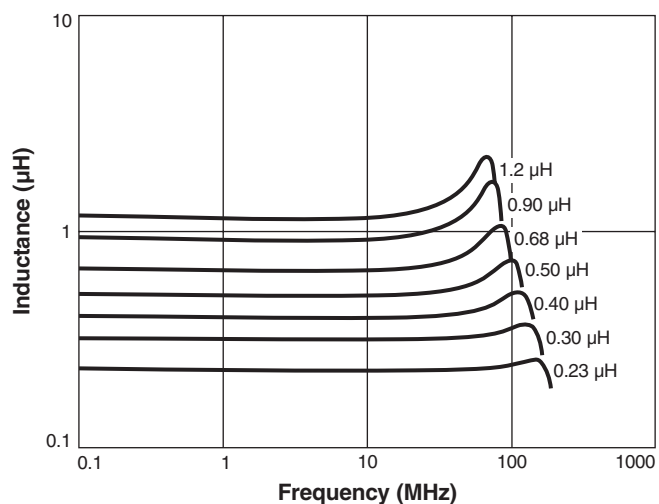
### 电气特性

### TYPICAL ELECTRICAL CHARACTERISTICS

#### L vs Current



#### L vs Frequency





# 深圳市富爾電子科技有限公司

ADD:深圳市南山區後海工業七路8號

Tel/Fax:0755-21606613/21606608

<http://www.frcoil.com>

Email:xy@frcoil.com

## SMT Power Inductors- PSE3530HC

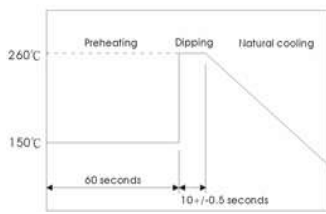
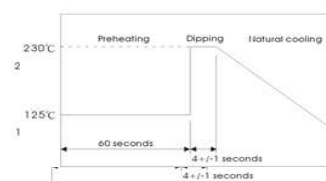
### 电气特性

### TYPICAL ELECTRICAL CHARACTERISTICS

#### PASSED MEASUREMENT / 通过如下测量

ITEM	Test condition	Test Result
Operating Temperature 操作温度	-40℃ ~ +125℃	5Pcs Passed
Storage temperature 储存温度	-55℃ ~ 125℃	5Pcs Passed
Rated Current 额定电流	Refer to standard electrical characteristics list 参考标准特性规格表	5Pcs Passed
Temperature Rise Test 温升测试	40℃ max.( $\Delta t$ ) 40度最大	5Pcs Passed

#### Electrical Performance Test

Solder Heat Resistance 耐焊锡热	Appearance: No significant abnormality. Inductance change: Within $\pm 20\%$ . 外观: 无显著异常。 电感值: 变异性在初始值 $\pm 20\%$ 以内。	Preheat: 150℃, 60sec. Solder: H63A Solder temperature: 260 $\pm 5$ ℃ Flux for lead free: rosin Dip time: 10 $\pm 0.5$ sec. 预热: 150℃, 60sec. 锡炉温度: 260 $\pm 5$ ℃. 时间: 10 $\pm 0.5$ sec 助焊剂: rosin. 
Solderability Test 端面焊锡性	More than 90% of the terminal electrode. Should be covered with solder. 端子电极之锡覆盖面达90%以上。	Preheat: 125 $\pm 25$ ℃, 60sec. Solder: H63A. Solder temperature: 230 $\pm 5$ ℃ Flux for lead free: rosin Dip time: 4 $\pm 1$ sec. 预热: 125 $\pm 25$ ℃, 60sec. 锡炉温度: 230 $\pm 5$ ℃ 时间: 4 $\pm 1$ sec. 助焊剂: rosin. 
High Temperature Resistance Test 高温放置测试	Appearance: no damage. Inductance: within $\pm 20\%$ of initial value NO disconnection or short circuit. 外观不能破损。 电感值: 变异值在初始值20%以内。 电性无短路或断线。	Temperature: 85 $\pm 5$ ℃. Applied current: rated current. Duration: 500 hrs.



# 深圳市富爾電子科技有限公司

ADD:深圳市南山區後海工業七路8號

<http://www.frcoil.com>

Tel/Fax:0755-21606613/21606608

Email:xy@frcoil.com

## SMT Power Inductors- PSE3530HC

### 电气特性

### TYPICAL ELECTRICAL CHARACTERISTICS

ITEM	Test condition	Test Result
Humidity Resistance Test 高温放置测试	Appearance:no damage. Inductance:within $\pm 20\%$ of initial value NO disconnection or short circuit. 外观不能破损。 电感值: 变异值在初始值20%以内。 电性无短路或断线。	Temperature: $40\pm 2^{\circ}\text{C}$ . Applied current:rated current. Duration:500 hrs. Humidity:90~95%.
Thermal shock 热冲击试验	Appearance:no damage. Inductance:within $\pm 20\%$ of initial value NO disconnection or short circuit. 外观不能破损。 电感值: 变异值在初始值20%以内。 电性无短路或断线。	Condition for 1 cycle Step 1:- $25\pm 2^{\circ}\text{C}$ , $30\pm 3$ min. Step 2:Room temperature within 15 min. Step 3:+ $85\pm 5^{\circ}\text{C}$ , $30\pm 3$ min. Step 4: Room temperature within 15 min. Number of cycles 50
Humidity Resistance 高湿测试	Appearance:no damage. Inductance:within $\pm 20\%$ of initial value NO disconnection or short circuit. 外观不能破损。 电感值: 变异值在初始值20%以内。 电性无短路或断线	Humidity 90~95%RH. Temperature: $40\pm 5^{\circ}\text{C}$ . Applied current:rated current. Duration:500 $\pm$ 12hrs. Measured at room temperature after placing for 2 to 3hrs. 湿度: 90~95%RH. 温度: $40\pm 5^{\circ}\text{C}$ . 须加电流: 额定电流。 放置时间: 500 $\pm$ 12hrs. 测试结束于室温放置2~3小时, 始可测试电气特性。