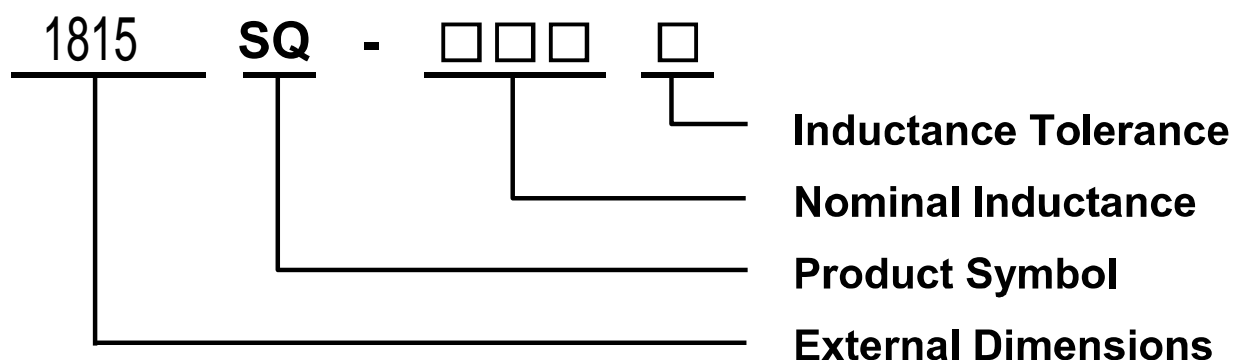


RoHS

1815SQ(0807)

產品型號

PRODUCT IDENTIFICATION

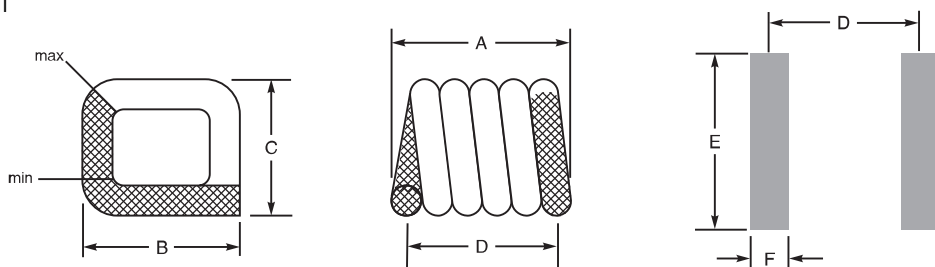


Inductance Tolerance: B=±0.1nH C=±0.2nH S=±0.3nH D=±0.5nH
F=±1% G=±2% J=±5% K=±10%

外觀尺寸

SHAPE AND DIMENSIONS

單位：mm



推荐焊盘

Part number	A	B	C	D	E	F
1815SQ-6N9	1.295 ±0.102	1.829 ±0.254	1.524 ±0.254	1.02	2.6	0.51
1815SQ-10N	1.626 ±0.152	1.829 ±0.254	1.524 ±0.254	1.32	2.6	0.51
1815SQ-11N	1.549 ±0.152	1.829 ±0.254	1.524 ±0.254	1.24	2.6	0.51
1815SQ-14N	1.930 ±0.152	1.829 ±0.254	1.524 ±0.254	1.63	2.6	0.51
1815SQ-17N	2.286 ±0.152	1.829 ±0.254	1.524 ±0.254	1.96	2.6	0.51
1815SQ-22N	2.591 ±0.152	1.829 ±0.254	1.524 ±0.254	2.29	2.6	0.51



深圳市富爾電子科技有限公司

ADD: 深圳市南山區後海工業七路8號
Tel/Fax: 0755-21606613/21606608

<http://www.frcoil.com>
Email: xy@frcoil.com

RoHS

1815SQ(0807)

規格特性

SPECIFICATIONS

Part number	Inductance (nH)	Percent tolerance	Q typ	SRF typ (GHz)	DCR max (mOhms)	Irms (A)
1815SQ-6N9_	6.9 @ 400MHz	5,2	100	4.60	6.00	2.7
1815SQ-10N_	10.2 @ 400MHz	5,2	100	4.00	7.00	2.7
1815SQ-11N_	11.2 @ 400MHz	5,2	90	3.60	6.30	2.7
1815SQ-14N_	13.7 @ 400MHz	5,2	100	4.30	8.00	2.7
1815SQ-17N_	17 @ 400MHz	5,2	100	4.00	9.00	2.7
1815SQ-22N_	22 @ 400MHz	5,2	100	3.50	10.00	2.7



深圳市富爾電子科技有限公司

ADD: 深圳市南山區後海工業七路8號

Tel/Fax: 0755-21606613/21606608

<http://www.frcoil.com>

Email: xy@frcoil.com

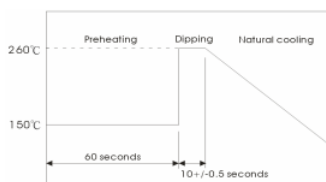
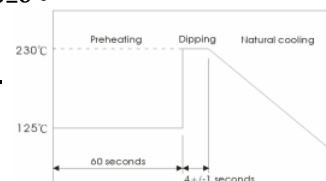
RoHS

1815SQ(0807)

電氣特性

TYPICAL ELECTRICAL CHARACTERISTICS

Reliability and Test Conditions (可靠性測試條件)

ITEM	Performance	Test Condition
Operating Temperature 操作溫度	-40℃~125℃	10Pcs Passed
Storage temperature 儲存溫度	-55℃~125℃	10Pcs Passed
Rated Current 額定電流	Refer to standard electrical characteristics list. 參考標準特性規格表	10Pcs Passed
Temperature Rise Test 溫升測試	40℃ max.(Δt) 40度最大	10Pcs Passed
Electrical Performance Test		
Solder Heat Resistance 耐焊錫熱	Appearance: No significant abnormality. Inductance change: Within $\pm 20\%$. 外觀: 無顯著異常 電感值: 變異值在初始值20%之內.	Preheat: 150℃, 60sec. Solder: H63A solder temperature: 260 ± 5 ℃ Flux for lead free: rosin Dip time: 10 ± 0.5 sec. 預熱: 150℃, 60sec. 錫爐溫度: 260 ± 5 ℃ 時間: 10 ± 0.5 sec. 助焊劑: rosin 
Solderability Test 端面焊錫性	More than 90% of the terminal electrode should be covered with solder. 端電極之錫覆蓋面達90%以上.	Preheat: 125 ± 25 ℃, 60sec. Solder: H63A solder temperature: 230 ± 5 ℃ Flux for lead free: rosin Dip time: 4 ± 1 sec. 預熱: 125 ± 25 ℃, 60sec. 錫爐溫度: 230 ± 5 ℃ 時間: 4 ± 1 sec. 助焊劑: rosin 
High Temperature Resistance Test 高溫放置測試	Appearance: no damage. Inductance: within $\pm 20\%$ of initial value. No disconnection or short circuit. 外觀不能破損 電感值: 變異值在初始值20%之內. 電性無短路或斷線	Temperature: 85 ± 2 ℃. Applied current: rated current. Duration: 500 hrs.
Humidity Resistance Test 高濕放置測試	Appearance: no damage. Inductance: within $\pm 20\%$ of initial value. No disconnection or short circuit. 外觀不能破損 電感值: 變異值在初始值20%之內. 電性無短路或斷線	Temperature: 40 ± 2 ℃. Applied current: rated current. Duration: 500 hrs. Humidity: 90~95%



深圳市富爾電子科技有限公司

ADD: 深圳市南山區後海工業七路8號
Tel/Fax: 0755-21606613/21606608

<http://www.frcoil.com>
Email: xy@frcoil.com

RoHS

1815SQ(0807)

電氣特性

TYPICAL ELECTRICAL CHARACTERISTICS

Reliability and Test Conditions (可靠性測試條件)

ITEM	Performance	Test Condition															
Thermal shock 熱衝擊試驗	Appearance: no damage. Inductance: within $\pm 20\%$ of initial value. No disconnection or short circuit. 外觀不能破損 電感值：變異值在初始值20%之內。 電性無短路或斷線	Condition for 1 cycle Step1: $-25 \pm 2^\circ\text{C}$, 30 ± 3 min. Step2: Room temperature within 15 min. Step3: $+85 \pm 5^\circ\text{C}$, 30 ± 3 min. Step4: Room temperature within 15 min. Number of cycles: 50 <table><tr><th>Phase</th><th>Temperature($^\circ\text{C}$)</th><th>Time(min)</th></tr><tr><td>1</td><td>$-25 \pm 2^\circ\text{C}$</td><td>30± 3</td></tr><tr><td>2</td><td>Room Temp.</td><td>15</td></tr><tr><td>3</td><td>$+85 \pm 2^\circ\text{C}$</td><td>30± 3</td></tr><tr><td>4</td><td>Room Temp.</td><td>15</td></tr></table>	Phase	Temperature($^\circ\text{C}$)	Time(min)	1	$-25 \pm 2^\circ\text{C}$	30 ± 3	2	Room Temp.	15	3	$+85 \pm 2^\circ\text{C}$	30 ± 3	4	Room Temp.	15
Phase	Temperature($^\circ\text{C}$)	Time(min)															
1	$-25 \pm 2^\circ\text{C}$	30 ± 3															
2	Room Temp.	15															
3	$+85 \pm 2^\circ\text{C}$	30 ± 3															
4	Room Temp.	15															
Humidity Resistance 高濕測試	Appearance: no damage. Inductance: within $\pm 20\%$ of initial value. No disconnection or short circuit. 外觀不能破損 電感值：變異值在初始值20%之內。 電性無短路或斷線	Humidity: 90~95%RH. Temperature: $40 \pm 5^\circ\text{C}$. Applied current: rated current. Duration: 500 ± 12 hrs. Measured at room temperature after placing for 2 to 3hrs. 濕度: 90~95%RH. 溫度: $40 \pm 5^\circ\text{C}$. 須加電流: 額定電流. 放置時間: 500 ± 12 hrs.															