

承认书

SPECIFICATION FOR APPROVAL

产 品 名 称：贴片式绕线电感

客 户 型 号：

承制方型 号：PSRL201265HC

日 期：2023.12.20

客户物料编号：

REV : 8002

承制方：深圳市富爾電子科技有限公司
地 址：深圳市南山區後海工業七路8號
電 話：0755-21606613
傳 真：0755-21606608
郵 編：518067



深圳市富爾電子科技有限公司

ADD: 深圳市南山區後海工業七路8號

<http://www.frcoil.com>

Tel/Fax: 0755-21606613/21606608

Email: xy@frcoil.com

PSRL201265HC

更改记录

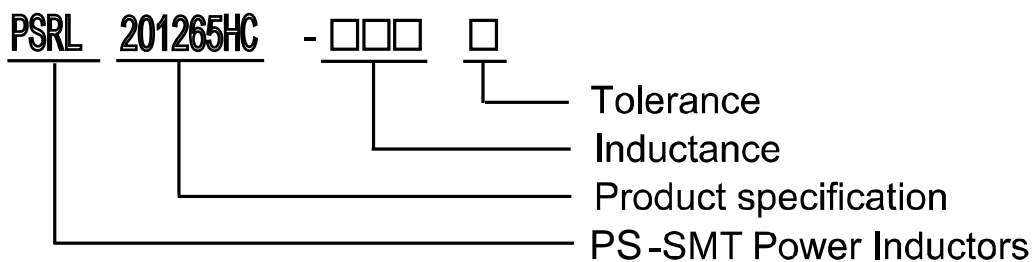
版本	更改原因	更改內容	更改人	生效日期

PSRL201265HC

RoHS

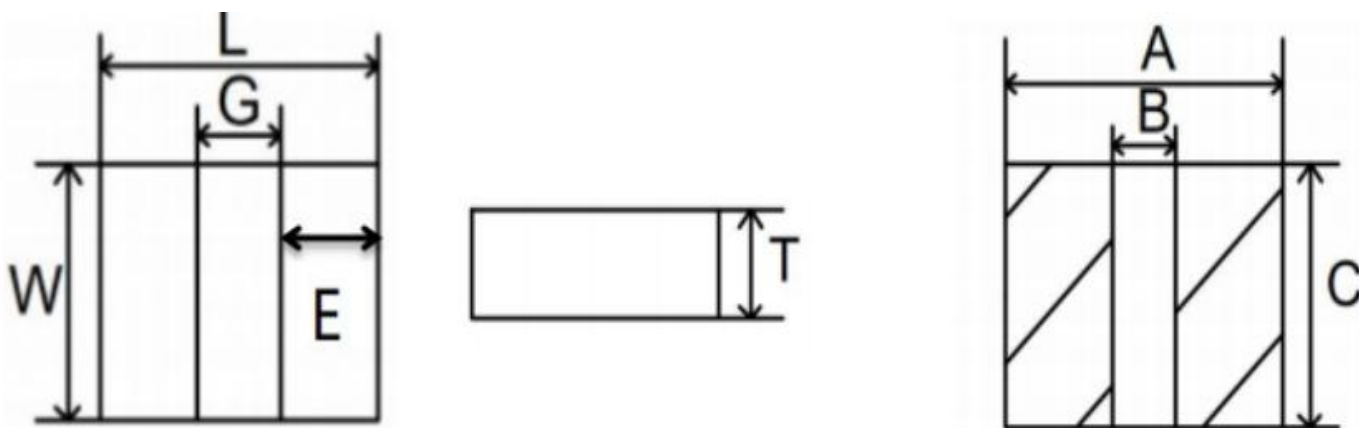
产品型号

PRODUCT IDENTIFICATION



外观尺寸

SHAPE AND DIMENSIONS



(Unit:mm)

L	G	W	T	A	B	C
2.0±0.2	0.5±0.2	1.2±0.2	0.65Max.	2.1	0.5	1.3



深圳市富爾電子科技有限公司

ADD: 深圳市南山區後海工業七路8號

Tel/Fax: 0755-21606613/21606608

<http://www.frcoil.com>

Email: xy@frcoil.com

PSRL201265HC

规格特性

SPECIFICATIONS

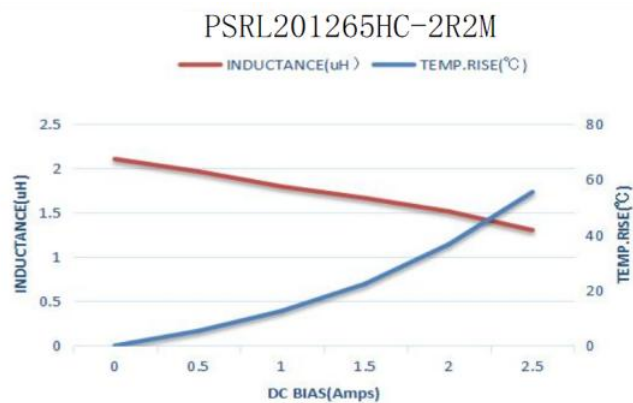
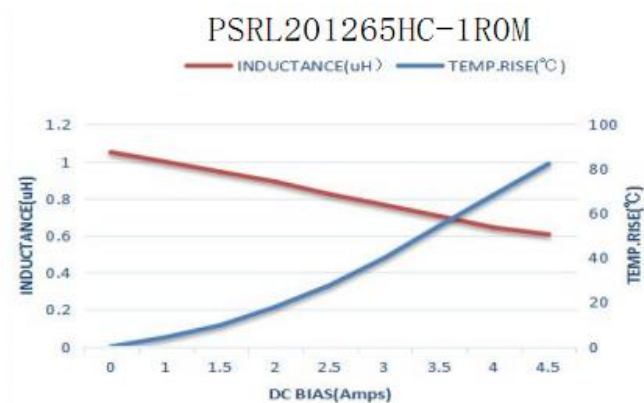
Parnumber	Inducance (uH)	Perce n olerance	DCRmax (mOhms)	I _{sa} (A) 30%drop	I _{rms} (A) 40°Crise
PSRL201265HC-1R0M	1.0 @1MHZ	20	86	2.5	2.3
PSRL201265HC-2R2M	2.2 @1MHZ	20	230	1.5	1.4

PSRL201265HC

RoHS

电气特性

TYPICAL ELECTRICAL CHARACTERISTICS



PSRL201265HC

RoHS

电气特性

TYPICAL ELECTRICAL CHARACTERISTICS

PASSED MEASUREMENT / 通过如下测量

ITEM	Test condition	Test Result
Operating Temperature 操作温度	-40℃ ~ 125℃	10Pcs Passed
Storage temperature 储存温度	-55℃ ~ 125℃	10Pcs Passed
Rated Current 额定电流	Refer to standard electrical characteristics list 参考标准特性规格表	10Pcs Passed
Temperature Rise Test 温升测试	40℃ max.(Δt) 40度最大	10Pcs Passed

Electrical Performance Test

Solder Heat Resistance 耐焊锡热	<p>Appearance: No significant abnormality. Inductance change: Within $\pm 20\%$. 外观: 无显著异常。 电感值: 变异性在初始值$\pm 20\%$以内。</p>	<p>Preheat: 150℃, 60sec. Solder: H63A Solder temperature: 260± 5℃ Flux for lead free: rosin Dip time: 10± 0.5sec. 预热: 150℃, 60sec. 锡炉温度: 260± 5℃. 时间: 10± 0.5sec 助焊剂: rosin.</p>
Solderability Test 端面焊锡性	<p>More than 90% of the terminal electrode. Should be covered with solder. 端电极之锡覆盖面达90%以上。</p>	<p>Preheat: 125± 25℃, 60sec. Solder: H63A. Solder temperature: 230± 5℃ Flux for lead free: rosin Dip time: 4± 1sec. 预热: 125± 25℃, 60sec. 锡炉温度: 230± 5℃ 时间: 4± 1sec. 助焊剂: rosin.</p>
High Temperature Resistance Test 高温放置测试	<p>Appearance: no damage. Inductance: within $\pm 20\%$ of initial value NO disconnection or short circuit. 外观不能破损。 电感值: 变异值在初始值20%以内。 电性无短路或断线。</p>	<p>Temperature: 85± 5℃. Applied current: rated current. Duration: 500 hrs.</p>



深圳市富爾電子科技有限公司

ADD:深圳市南山區後海工業七路8號
Tel/Fax:0755-21606613/21606608

http://www.frcoil.com
Email:xy@frcoil.com

PSRL201265HC

RoHS

电气特性

TYPICAL ELECTRICAL CHARACTERISTICS

ITEM	Test condition	Test Result
Humidity Resistance Test 高温放置测试	Appearance:no damage. Inductance:within $\pm 20\%$ of initial value NO disconnection or short circuit. 外观不能破损。 电感值: 变异值在初始值20%以内。 电性无短路或断线。	Temperature: $40\pm 2^{\circ}\text{C}$. Applied current:rated current. Duration:500 hrs. Humidity:90~95%.
Thermal shock 热冲击试验	Appearance:no damage. Inductance:within $\pm 20\%$ of initial value NO disconnection or short circuit. 外观不能破损。 电感值: 变异值在初始值20%以内。 电性无短路或断线。	Condition for 1 cycle Step 1:- $25\pm 2^{\circ}\text{C}$,30 ± 3 min. Step 2:Room temperature within 15 min. Step 3:+ $85\pm 5^{\circ}\text{C}$,30 ± 3 min. Step 4: Room temperature within 15 min. Number of cycles 50
Humidity Resistance 高湿测试	Appearance:no damage. Inductance:within $\pm 20\%$ of initial value NO disconnection or short circuit. 外观不能破损。 电感值: 变异值在初始值20%以内。 电性无短路或断线	Humidity 90~95%RH. Temperature: $40\pm 5^{\circ}\text{C}$. Applied current:rated current. Duration:500 ± 12 hrs. Measured at room temperature after placing for 2 to 3hrs. 湿度: 90~95%RH。 温度: $40\pm 5^{\circ}\text{C}$. 须加电流: 额定电流。 放置时间: 500 ± 12 hrs. 测试结束于室温放置2~3小时, 始可测试电气特性。

卷盘包装

REEL PACKAGING

Taping for automatic insertion of SMT coils.

Surface mount devices/adjustable & fixed

This ever expanding assortment of product and unsurpassed quality control,not only give you a component tha tfunctionally performs,but just as importantly, allows the use of a variety of placement and soldering equipment necessary for the F LEXIBLE MANUF ACTURING PLANT required in today's competitive world.

Varlous packaging schemes are available.In addition to bulk,tape and reel and magazne,methods are offered for high volume lns ertlon equ ipment.The folio wing chart lists the packaging details for FRE's SMD coils

自动插入编带的表面贴装线圈

表面贴装设备/可调整型和固定型

它可以扩展到产品分类和非常突出的质量控制。不只是给你一个构成方面的优良的性能表现, 而且最重要的, 允许在当今这个竞争世界中要求的灵活制造厂使用多样化的放置和焊接设备。

可以使用多样的包装方案。提供批量散装和卷盘包装供大量插入设备使用。以上图表为富尔的SMD线圈罗列包装细节:

PSRL201265HC

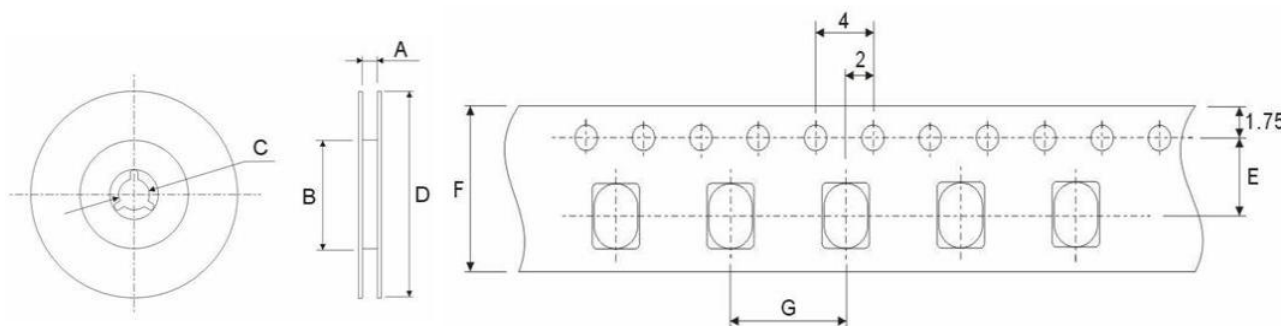
RoHS

卷盘包装

REEL PACKAGING

Tape and reel dimensions

编带和卷盘尺寸



Notes:

- (1) There are at least 10 blank spaces(80mm each) at both ends of the tape which do not include the coils.
- (2) The protective tape should not cover the holes nor be positioned on the sides. If either, the tape should not be removed during transportation.
- (3) The coils are positioned with the bonding surface

注意:

- (1) 在没有包括线圈的编带的每个末端至少有10个空白空间（每个80毫米）。
- (2) 保护带不能覆盖洞口或者移动到侧面。而且，运输过程中，带子不能移动。
- (3) 线圈设置在焊接表面对着袋子底部。

表面贴装型，卷盘/编带列表

SURFACE MOUNTING TYPE, REEL/TAPE LIST

TYPE	Packaging Quantity	Tape and Reel Dimension						
	Pcs/Reel	A	B	C	D	E	F	G
201265	3000	8.4	60	13	178	3.5	8	4

注意事项

PRECAUTIONS

1. During storage, the products must be kept in an environment away from excessive high temperatures, high humidity, dust and noxious gases which may affect solderability.
2. Terminals should not be handled with fingers. This is to prevent deterioration in solderability.
3. Products should not be dropped on the floor. This is to prevent damage to the products.

1. 在储存阶段，产品必须保持远离过热的温度、过高的湿度、灰尘和有害气体等可能影响可焊性效果的环境。
2. 接线端不能用手指直接处理，这是为了防止降低可焊性。
3. 产品不能掉在地板上，这是为了防止损坏铁氧体芯。