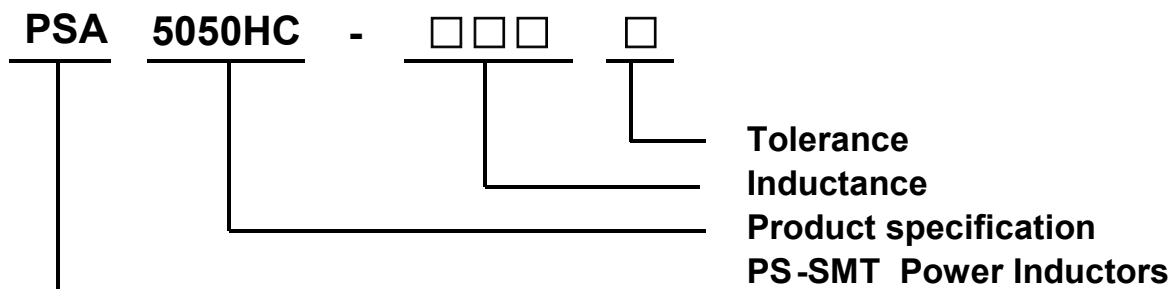


## SMT Power Inductors- PSA5050HC

### 产品型号

### PRODUCT IDENTIFICATION



#### Tolerance:

Code	Tolerance
102	1.0μH
103	10.0μH
104	100.0μH
105	1000.0μH
106	10000.0μH

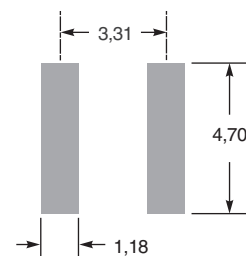
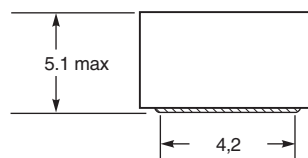
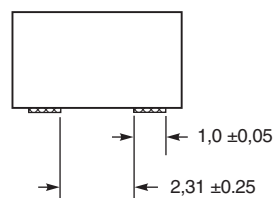
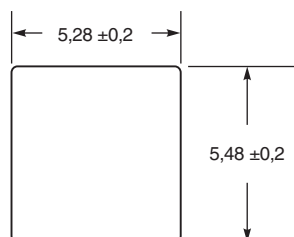
#### Inductance:

Code	Tolerance
J	±5%
K	±10%
L	±15%
M	±20%
N	±30%

### 外观尺寸

### SHAPE AND DIMENSIONS

单位：mm



推荐焊盘



# 深圳市富爾電子科技有限公司

ADD: 深圳市南山區後海工業七路8號

<http://www.frcoil.com>

Tel/Fax: 0755-21606613/21606608

Email: xy@frcoil.com

## SMT Power Inductors- PSA5050HC

### 规格特性

### SPECIFICATIONS

Part number	Inductance (uH)	Percent tolerance	DCR max (mOhms)	SRF typ (MHz)	Isat(A) 30%drop	Irms(A) 40°C rise
PSA5050HC-562M	5.6 @ 1MHZ	20	25.8	25	6.3	7.2
PSA5050HC-682M	6.8 @ 1MHZ	20	29.45	21	6	6.4
PSA5050HC-822M	8.2 @ 1MHZ	20	34.95	18	5.6	6.1
PSA5050HC-103M	10 @ 1MHZ	20	45	15	4.9	4.9
PSA5050HC-153M	15 @ 1MHZ	20	76.7	13	3.7	3.9
PSA5050HC-223M	22 @ 1MHZ	20	99.65	11	3.6	3.4



# 深圳市富爾電子科技有限公司

ADD: 深圳市南山區後海工業七路8號

Tel/Fax: 0755-21606613/21606608

<http://www.frcoil.com>

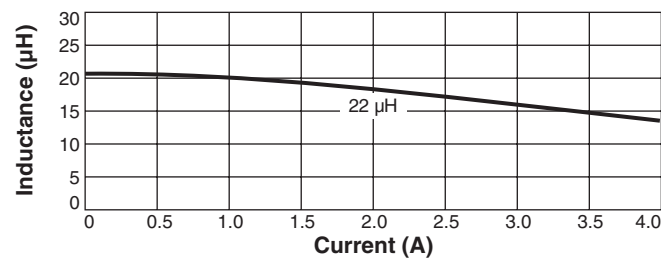
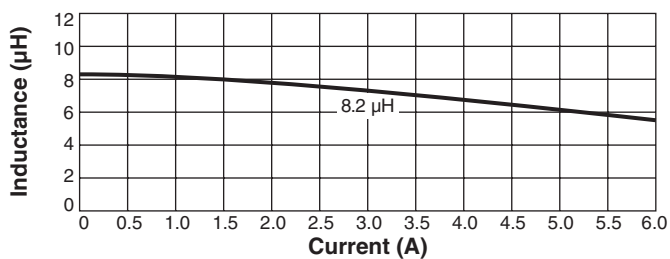
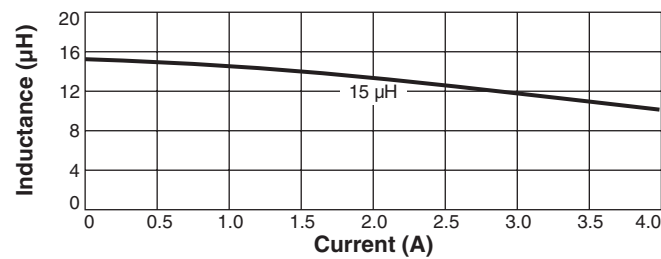
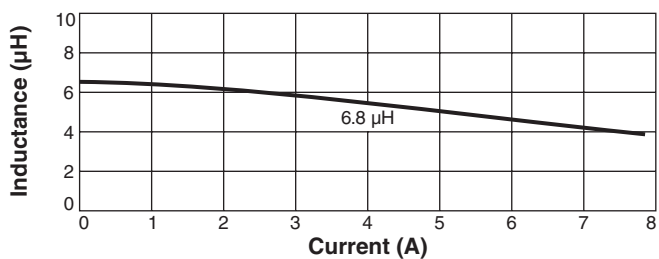
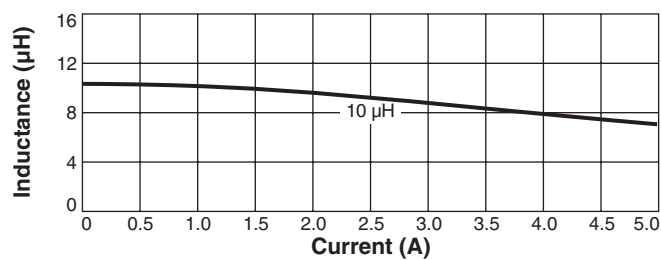
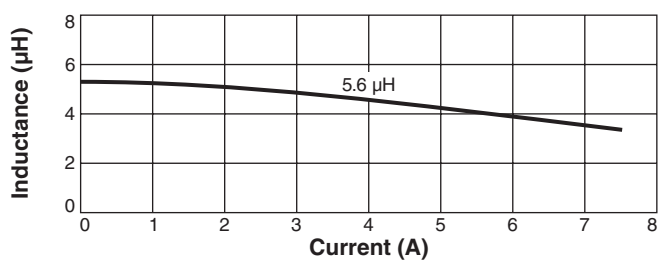
Email: [xy@frcoil.com](mailto:xy@frcoil.com)

## SMT Power Inductors- PSA5050HC

### 电气特性

### TYPICAL ELECTRICAL CHARACTERISTICS

#### L vs Current





# 深圳市富爾電子科技有限公司

ADD:深圳市南山區後海工業七路8號

Tel/Fax:0755-21606613/21606608

<http://www.frcoil.com>

Email:xy@frcoil.com

## SMT Power Inductors- PSA5050HC

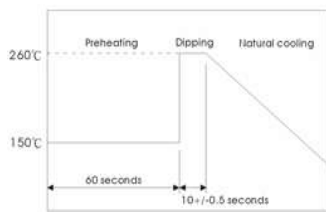
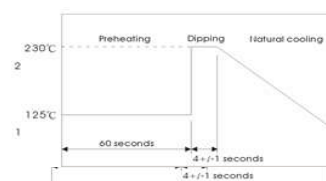
### 电气特性

### TYPICAL ELECTRICAL CHARACTERISTICS

#### PASSED MEASUREMENT / 通过如下测量

ITEM	Test condition	Test Result
Operating Temperature 操作温度	-40℃~+125℃	5Pcs Passed
Storage temperature 储存温度	-55℃~125℃	5Pcs Passed
Rated Current 额定电流	Refer to standard electrical characteristics list 参考标准特性规格表	5Pcs Passed
Temperature Rise Test 温升测试	40℃ max.(Δt) 40度最大	5Pcs Passed

#### Electrical Performance Test

Solder Heat Resistance 耐焊锡热	Appearance:No significant abnormality. Inductance change:Within ±20%. 外观: 无显著异常。 电感值: 变异性在初始值±20%以内。	Preheat:150℃,60sec. Solder:H63A Solder temperature:260±5℃ Flux for lead free:rosin Dip time:10±0.5sec. 预热: 150℃, 60sec. 锡炉温度: 260±5℃. 时间: 10±0.5sec 助焊剂: rosin. 
Solderability Test 端面焊锡性	More than 90% of the terminal electrode. Should be covered with solder. 端电极之锡覆盖面达90%以上。	Preheat:125±25℃,60sec. Solder:H63A. Solder temperature:230±5℃ Flux for lead free:rosin Dip time:4±1sec. 预热: 125±25℃,60sec. 锡炉温度: 230±5℃ 时间: 4±1sec. 助焊剂: rosin. 
High Temperature Resistance Test 高温放置测试	Appearance:no damage. Inductance:within±20% of initial value NO disconnection or short circuit. 外观不能破损。 电感值: 变异值在初始值20%以内。 电性无短路或断线。	Temperature:85±5℃. Applied current:rated current. Duration:500 hrs.



# 深圳市富爾電子科技有限公司

ADD:深圳市南山區後海工業七路8號

<http://www.frcoil.com>

Tel/Fax:0755-21606613/21606608

Email:xy@frcoil.com

## SMT Power Inductors- PSA5050HC

### 电气特性

### TYPICAL ELECTRICAL CHARACTERISTICS

ITEM	Test condition	Test Result
Humidity Resistance Test 高温放置测试	Appearance:no damage. Inductance:within $\pm 20\%$ of initial value NO disconnection or short circuit. 外观不能破损。 电感值: 变异值在初始值20%以内。 电性无短路或断线。	Temperature: $40\pm 2^{\circ}\text{C}$ . Applied current:rated current. Duration:500 hrs. Humidity:90~95%.
Thermal shock 热冲击试验	Appearance:no damage. Inductance:within $\pm 20\%$ of initial value NO disconnection or short circuit. 外观不能破损。 电感值: 变异值在初始值20%以内。 电性无短路或断线。	Condition for 1 cycle Step 1:- $25\pm 2^{\circ}\text{C}$ ,30 $\pm 3$ min. Step 2:Room temperature within 15 min. Step 3:+ $85\pm 5^{\circ}\text{C}$ ,30 $\pm 3$ min. Step 4: Room temperature within 15 min. Number of cycles 50
Humidity Resistance 高湿测试	Appearance:no damage. Inductance:within $\pm 20\%$ of initial value NO disconnection or short circuit. 外观不能破损。 电感值: 变异值在初始值20%以内。 电性无短路或断线	Humidity 90~95%RH. Temperature: $40\pm 5^{\circ}\text{C}$ . Applied current:rated current. Duration:500 $\pm 12$ hrs. Measured at room temperature after placing for 2 to 3hrs. 湿度: 90~95%RH. 温度: $40\pm 5^{\circ}\text{C}$ . 须加电流: 额定电流。 放置时间: 500 $\pm 12$ hrs. 测试结束于室温放置2~3小时, 始可测试电气特性。