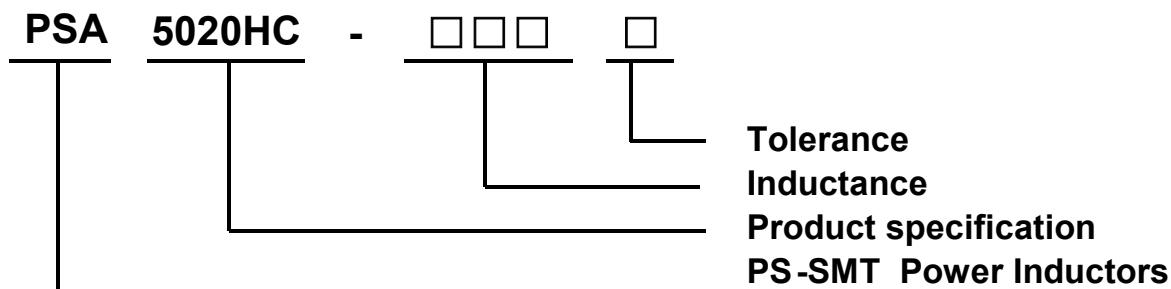


SMT Power Inductors- PSA5020HC

产品型号

PRODUCT IDENTIFICATION



Tolerance:

Code	Tolerance
102	1.0μH
103	10.0μH
104	100.0μH
105	1000.0μH
106	10000.0μH

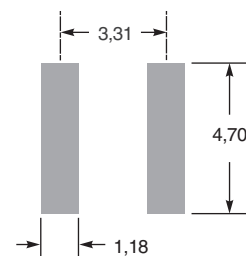
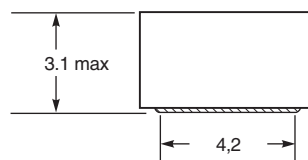
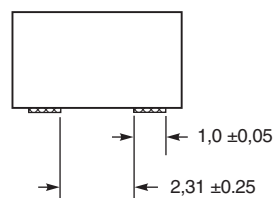
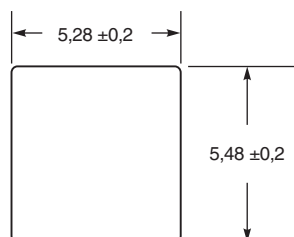
Inductance:

Code	Tolerance
J	±5%
K	±10%
L	±15%
M	±20%
N	±30%

外观尺寸

SHAPE AND DIMENSIONS

单位：mm



推荐焊盘



深圳市富爾電子科技有限公司

ADD: 深圳市南山區後海工業七路8號

<http://www.frcoil.com>

Tel/Fax: 0755-21606613/21606608

Email: xy@frcoil.com

SMT Power Inductors- PSA5020HC

规格特性

SPECIFICATIONS

Part number	Inductance (uH)	Percent tolerance	DCR max (mOhms)	SRF typ (MHz)	Isat(A) 30%drop	Irms(A) 40°C rise
PSA5020HC-161M	0.16 @ 1MHZ	20	5	205	24.2	18.8
PSA5020HC-331M	0.33 @ 1MHZ	20	7.68	110	17.1	14.4
PSA5020HC-561M	0.56 @ 1MHZ	20	9.54	80	14.1	13.9
PSA5020HC-801M	0.8 @ 1MHZ	20	11.8	64	12	13
PSA5020HC-122M	1.2 @ 1MHZ	20	20.5	50	9.5	9.4



深圳市富爾電子科技有限公司

ADD: 深圳市南山區後海工業七路8號

Tel/Fax: 0755-21606613/21606608

<http://www.frcoil.com>

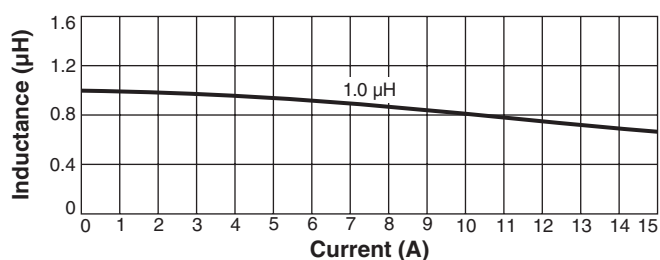
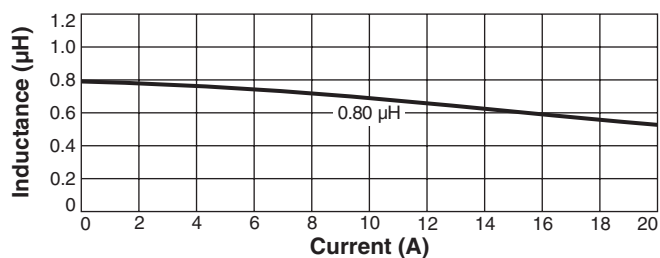
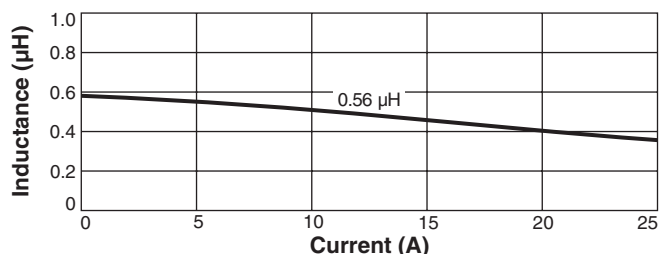
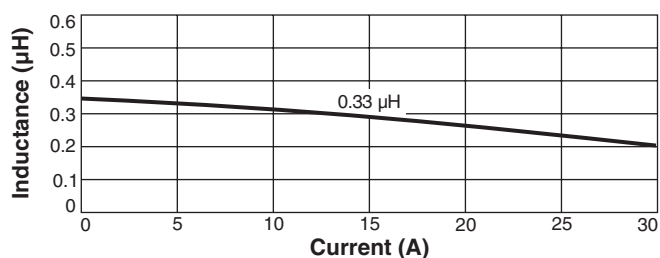
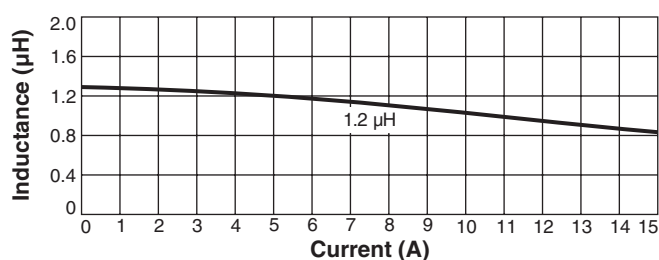
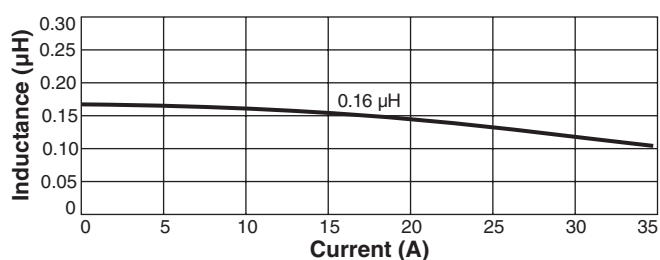
Email: xy@frcoil.com

SMT Power Inductors- PSA5020HC

电气特性

TYPICAL ELECTRICAL CHARACTERISTICS

L vs Current





深圳市富爾電子科技有限公司

ADD:深圳市南山區後海工業七路8號

Tel/Fax:0755-21606613/21606608

<http://www.frcoil.com>

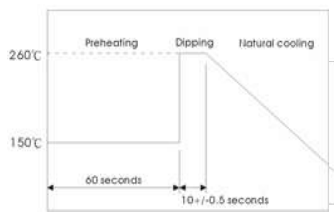
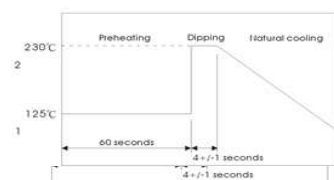
Email:xy@frcoil.com

SMT Power Inductors- PSA5020HC

电气特性

TYPICAL ELECTRICAL CHARACTERISTICS

PASSED MEASUREMENT / 通过如下测量

ITEM	Test condition	Test Result
Operating Temperature 操作温度	-40℃~+125℃	5Pcs Passed
Storage temperature 储存温度	-55℃~125℃	5Pcs Passed
Rated Current 额定电流	Refer to standard electrical characteristics list 参考标准特性规格表	5Pcs Passed
Temperature Rise Test 温升测试	40℃ max.(Δt) 40度最大	5Pcs Passed
Electrical Performance Test		
Solder Heat Resistance 耐焊锡热	Appearance:No significant abnormality. Inductance change:Within ±20%. 外观: 无显著异常。 电感值: 变异性在初始值±20%以内。	Preheat:150℃,60sec. Solder:H63A Solder temperature:260±5℃ Flux for lead free:rosin Dip time:10±0.5sec. 预热: 150℃, 60sec. 锡炉温度: 260±5℃. 时间: 10±0.5sec 助焊剂: rosin. 
Solderability Test 端面焊锡性	More than 90% of the terminal electrode. Should be covered with solder. 端电极之锡覆盖面达90%以上。	Preheat:125±25℃,60sec. Solder:H63A. Solder temperature:230±5℃ Flux for lead free:rosin Dip time:4±1sec. 预热: 125±25℃,60sec. 锡炉温度: 230±5℃ 时间: 4±1sec. 助焊剂: rosin. 
High Temperature Resistance Test 高温放置测试	Appearance:no damage. Inductance:within±20% of initial value NO disconnection or short circuit. 外观不能破损。 电感值: 变异值在初始值20%以内。 电性无短路或断线。	Temperature:85±5℃. Applied current:rated current. Duration:500 hrs.



深圳市富爾電子科技有限公司

ADD:深圳市南山區後海工業七路8號

<http://www.frcoil.com>

Tel/Fax:0755-21606613/21606608

Email:xy@frcoil.com

SMT Power Inductors- PSA5020HC

电气特性

TYPICAL ELECTRICAL CHARACTERISTICS

ITEM	Test condition	Test Result
Humidity Resistance Test 高温放置测试	Appearance:no damage. Inductance:within $\pm 20\%$ of initial value NO disconnection or short circuit. 外观不能破损。 电感值: 变异值在初始值20%以内。 电性无短路或断线。	Temperature: $40\pm 2^{\circ}\text{C}$. Applied current:rated current. Duration:500 hrs. Humidity:90~95%.
Thermal shock 热冲击试验	Appearance:no damage. Inductance:within $\pm 20\%$ of initial value NO disconnection or short circuit. 外观不能破损。 电感值: 变异值在初始值20%以内。 电性无短路或断线。	Condition for 1 cycle Step 1:- $25\pm 2^{\circ}\text{C}$,30 ± 3 min. Step 2:Room temperature within 15 min. Step 3:+ $85\pm 5^{\circ}\text{C}$,30 ± 3 min. Step 4: Room temperature within 15 min. Number of cycles 50
Humidity Resistance 高湿测试	Appearance:no damage. Inductance:within $\pm 20\%$ of initial value NO disconnection or short circuit. 外观不能破损。 电感值: 变异值在初始值20%以内。 电性无短路或断线	Humidity 90~95%RH. Temperature: $40\pm 5^{\circ}\text{C}$. Applied current:rated current. Duration:500 ± 12 hrs. Measured at room temperature after placing for 2 to 3hrs. 湿度: 90~95%RH. 温度: $40\pm 5^{\circ}\text{C}$. 须加电流: 额定电流。 放置时间: 500 ± 12 hrs. 测试结束于室温放置2~3小时, 始可测试电气特性。