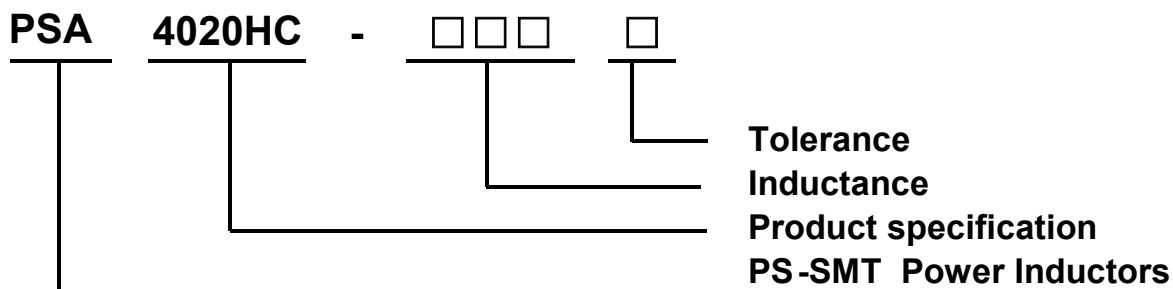


SMT Power Inductors- PSA4020HC

产品型号

PRODUCT IDENTIFICATION



Tolerance:

Code	Tolerance
102	1.0μH
103	10.0μH
104	100.0μH
105	1000.0μH
106	10000.0μH

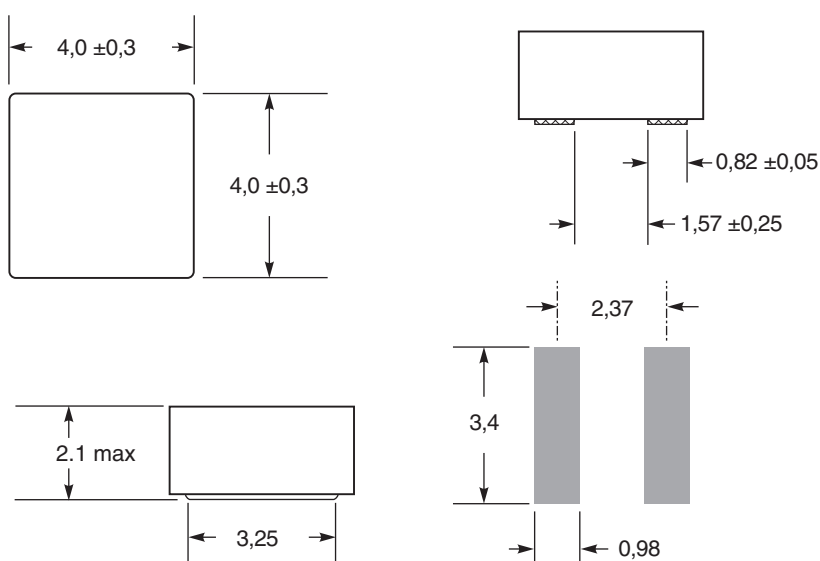
Inductance:

Code	Tolerance
J	±5%
K	±10%
L	±15%
M	±20%
N	±30%

外观尺寸

SHAPE AND DIMENSIONS

单位：mm



推荐焊盘



深圳市富爾電子科技有限公司

ADD: 深圳市南山區後海工業七路8號

<http://www.frcoil.com>

Tel/Fax: 0755-21606613/21606608

Email: xy@frcoil.com

SMT Power Inductors-PSA4020HC

规格特性

SPECIFICATIONS

Part number	Inductance (uH)	Percent tolerance	DCR max (mOhms)	SRF typ (MHz)	Isat(A) 30%drop	Irms(A) 40°C rise
PSA4020HC-221M	0.22 @ 1MHZ	20	6.4	191	18.7	16.8
PSA4020HC-401M	0.4 @ 1MHZ	20	8.3	145	12.5	14
PSA4020HC-601M	0.6 @ 1MHZ	20	10.45	106	10.4	11.7
PSA4020HC-102M	1.0 @ 1MHZ	20	14.6	79	8.7	9.6
PSA4020HC-122M	1.2 @ 1MHZ	20	19.5	69	7.9	9
PSA4020HC-152M	1.5 @ 1MHZ	20	23.6	64	7.1	7.5
PSA4020HC-222M	2.2 @ 1MHZ	20	38.7	52	5.6	5.5



深圳市富爾電子科技有限公司

ADD: 深圳市南山區後海工業七路8號

Tel/Fax: 0755-21606613/21606608

<http://www.frcoil.com>

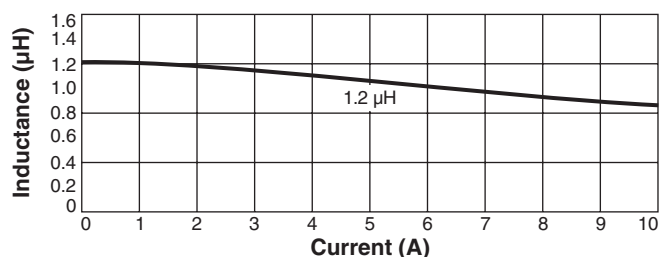
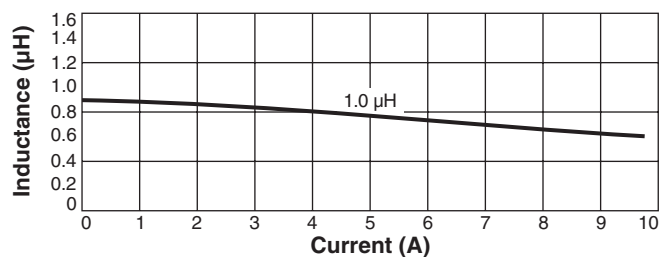
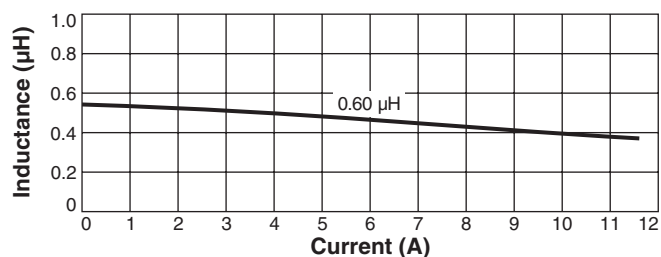
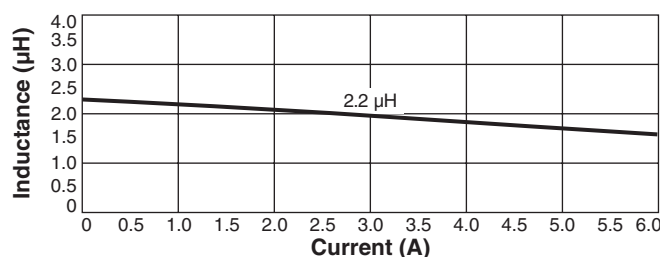
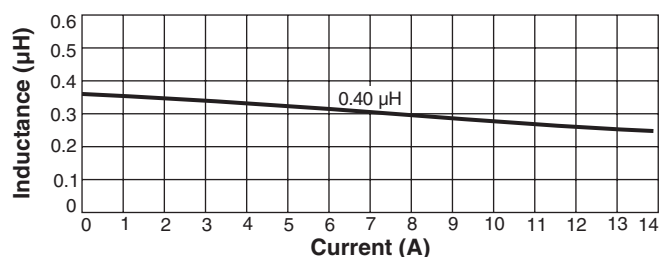
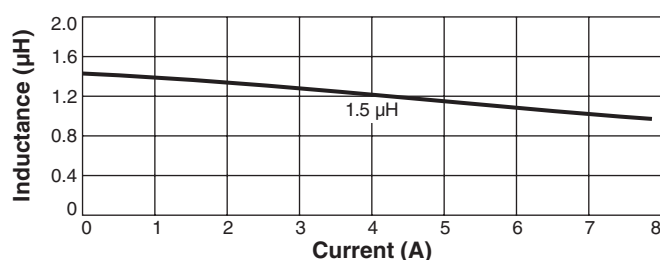
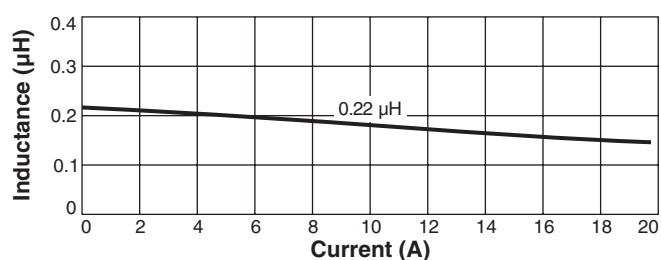
Email: xy@frcoil.com

SMT Power Inductors- PSA4020HC

电气特性

TYPICAL ELECTRICAL CHARACTERISTICS

L vs Current





深圳市富爾電子科技有限公司

ADD:深圳市南山區後海工業七路8號

Tel/Fax:0755-21606613/21606608

<http://www.frcoil.com>

Email:xy@frcoil.com

SMT Power Inductors-PSA4020HC

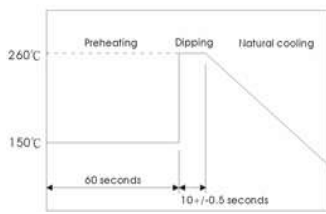
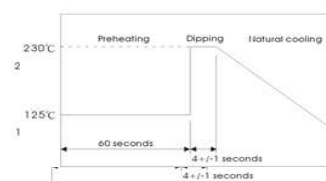
电气特性

TYPICAL ELECTRICAL CHARACTERISTICS

PASSED MEASUREMENT / 通过如下测量

ITEM	Test condition	Test Result
Operating Temperature 操作温度	-40℃ ~ +125℃	5Pcs Passed
Storage temperature 储存温度	-55℃ ~ 125℃	5Pcs Passed
Rated Current 额定电流	Refer to standard electrical characteristics list 参考标准特性规格表	5Pcs Passed
Temperature Rise Test 温升测试	40℃ max.(Δt) 40度最大	5Pcs Passed

Electrical Performance Test

Solder Heat Resistance 耐焊锡热	Appearance: No significant abnormality. Inductance change: Within ±20%. 外观: 无显著异常。 电感值: 变异性在初始值±20%以内。	Preheat: 150℃, 60sec. Solder: H63A Solder temperature: 260±5℃ Flux for lead free: rosin Dip time: 10±0.5sec. 预热: 150℃, 60sec. 锡炉温度: 260±5℃. 时间: 10±0.5sec 助焊剂: rosin. 
Solderability Test 端面焊锡性	More than 90% of the terminal electrode. Should be covered with solder. 端子电极之锡覆盖面达90%以上。	Preheat: 125±25℃, 60sec. Solder: H63A. Solder temperature: 230±5℃ Flux for lead free: rosin Dip time: 4±1sec. 预热: 125±25℃, 60sec. 锡炉温度: 230±5℃ 时间: 4±1sec. 助焊剂: rosin. 
High Temperature Resistance Test 高温放置测试	Appearance: no damage. Inductance: within ±20% of initial value NO disconnection or short circuit. 外观不能破损。 电感值: 变异值在初始值20%以内。 电性无短路或断线。	Temperature: 85±5℃. Applied current: rated current. Duration: 500 hrs.



深圳市富爾電子科技有限公司

ADD:深圳市南山區後海工業七路8號

<http://www.frcoil.com>

Tel/Fax:0755-21606613/21606608

Email:xy@frcoil.com

SMT Power Inductors-PSA4020HC

电气特性

TYPICAL ELECTRICAL CHARACTERISTICS

ITEM	Test condition	Test Result
Humidity Resistance Test 高温放置测试	Appearance:no damage. Inductance:within $\pm 20\%$ of initial value NO disconnection or short circuit. 外观不能破损。 电感值: 变异值在初始值20%以内。 电性无短路或断线。	Temperature: $40\pm 2^{\circ}\text{C}$. Applied current:rated current. Duration:500 hrs. Humidity:90~95%.
Thermal shock 热冲击试验	Appearance:no damage. Inductance:within $\pm 20\%$ of initial value NO disconnection or short circuit. 外观不能破损。 电感值: 变异值在初始值20%以内。 电性无短路或断线。	Condition for 1 cycle Step 1:- $25\pm 2^{\circ}\text{C}$, 30 ± 3 min. Step 2:Room temperature within 15 min. Step 3:+ $85\pm 5^{\circ}\text{C}$, 30 ± 3 min. Step 4: Room temperature within 15 min. Number of cycles 50
Humidity Resistance 高湿测试	Appearance:no damage. Inductance:within $\pm 20\%$ of initial value NO disconnection or short circuit. 外观不能破损。 电感值: 变异值在初始值20%以内。 电性无短路或断线	Humidity 90~95%RH. Temperature: $40\pm 5^{\circ}\text{C}$. Applied current:rated current. Duration:500 \pm 12hrs. Measured at room temperature after placing for 2 to 3hrs. 湿度: 90~95%RH. 温度: $40\pm 5^{\circ}\text{C}$. 须加电流: 额定电流。 放置时间: 500 \pm 12hrs. 测试结束于室温放置2~3小时, 始可测试电气特性。