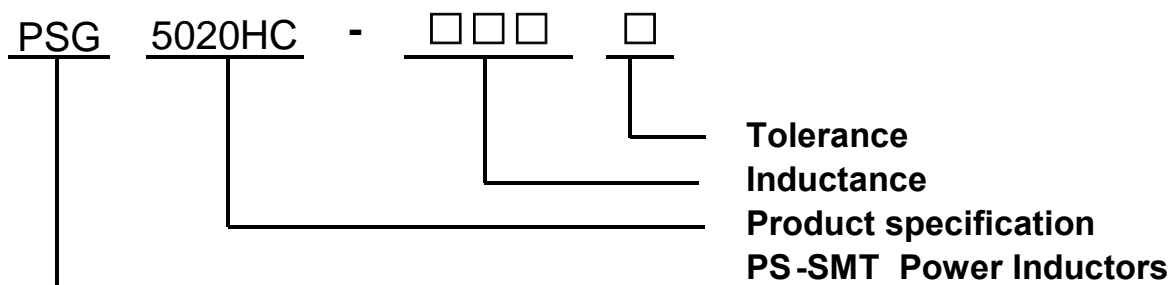


SMT Power Inductors- PSG5020HC

产品型号

PRODUCT IDENTIFICATION



Tolerance:

Code	Tolerance
102	1.0 μ H
103	10.0 μ H
104	100.0 μ H
105	1000.0 μ H
106	10000.0 μ H

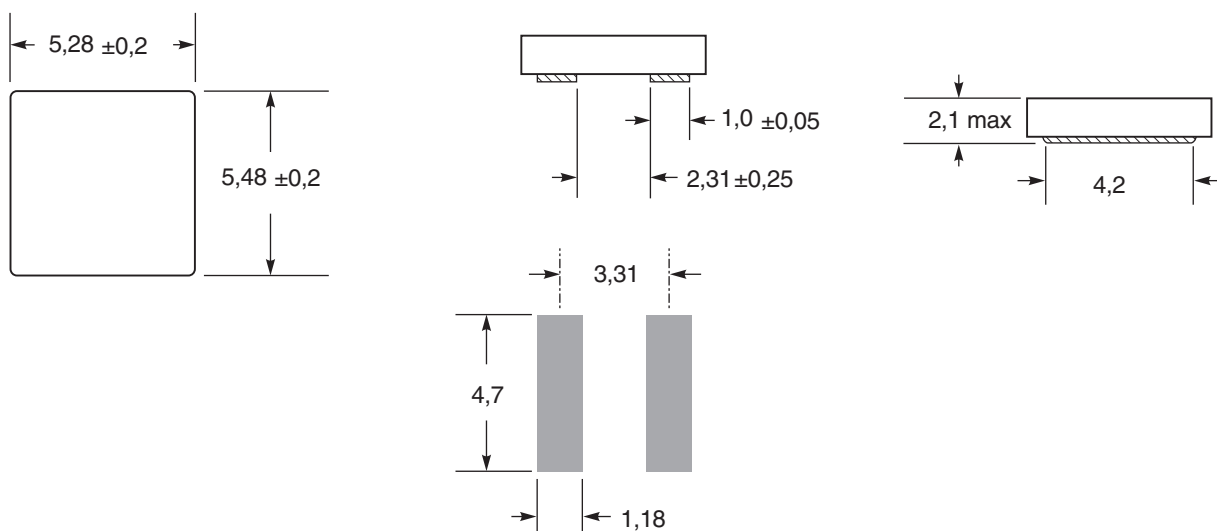
Inductance:

Code	Tolerance
J	$\pm 5\%$
K	$\pm 10\%$
L	$\pm 15\%$
M	$\pm 20\%$
N	$\pm 30\%$

外观尺寸

SHAPE AND DIMENSIONS

单位 : mm



推荐焊盘



深圳市富爾電子科技有限公司

ADD: 深圳市南山區後海工業七路8號

<http://www.frcoil.com>

Tel/Fax: 0755-21606613/21606608

Email: xy@frcoil.com

SMT Power Inductors- PSG5020HC

规格特性

SPECIFICATIONS

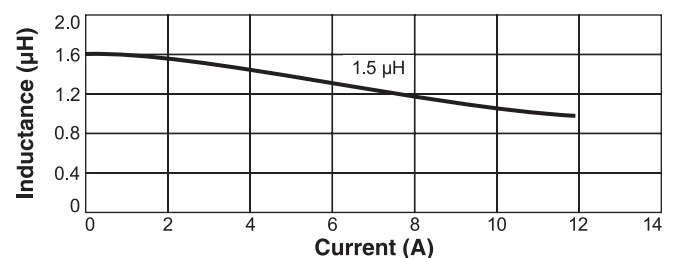
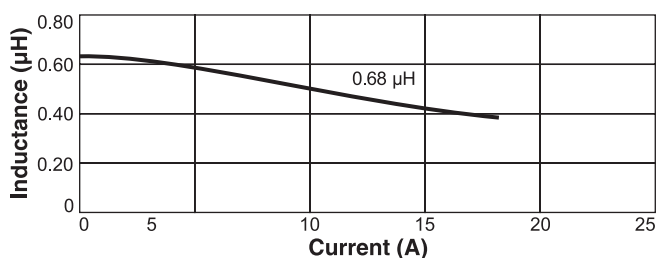
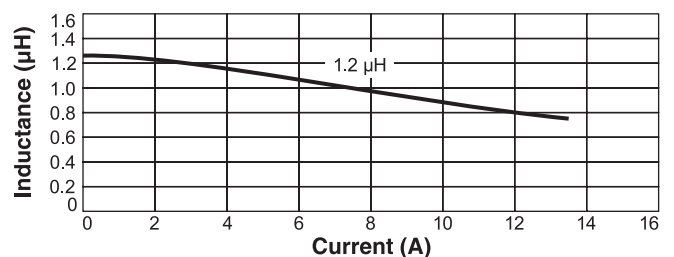
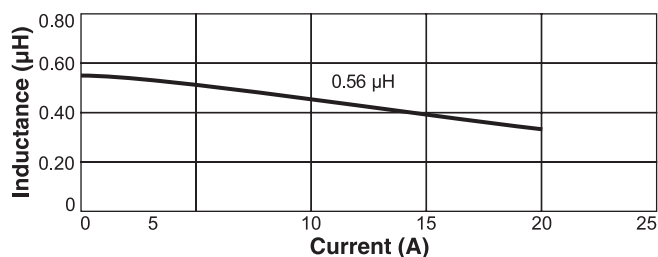
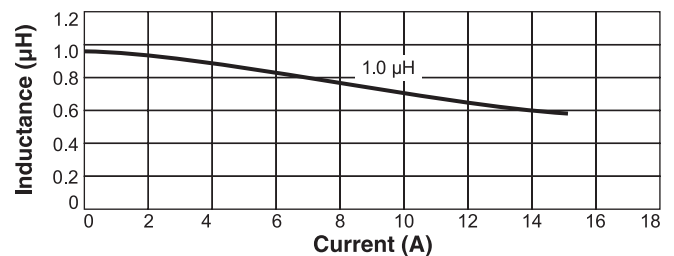
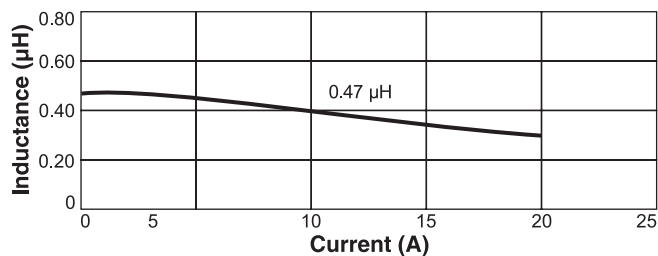
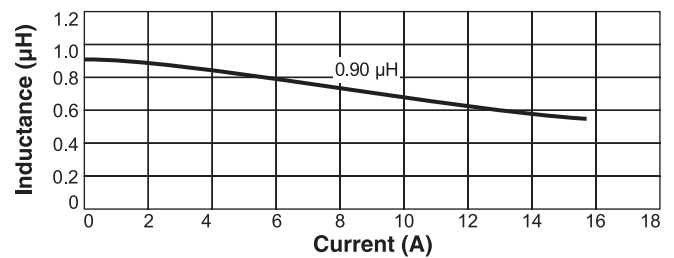
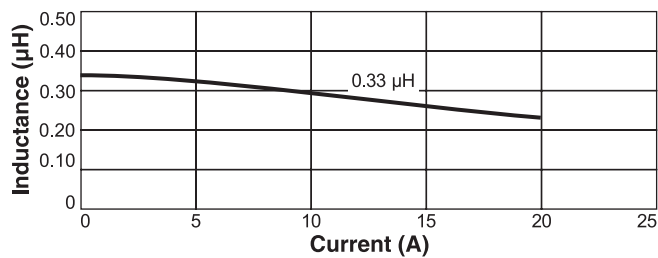
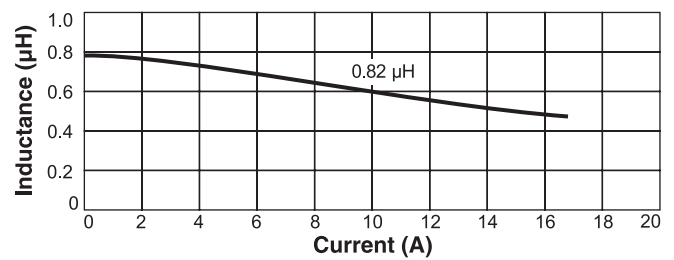
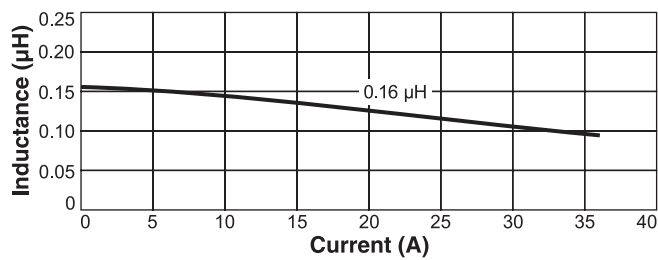
Part number	Inductance (uH)	Percent tolerance	DCR max (mOhms)	SRF typ (MHz)	Isat (A)	Irms(A)	
						20°C rise	40°C rise
PSG5020HC-161M	0.16 @ 1MHZ	20	2.1	150	27.0	21.2	29.4
PSG5020HC-331M	0.33 @ 1MHZ	20	3.2	90	18.8	17.2	24.4
PSG5020HC-471M	0.47 @ 1MHZ	20	4.3	75	15.7	16.0	22.1
PSG5020HC-561M	0.56 @ 1MHZ	20	4.9	70	15.2	14.0	19.4
PSG5020HC-681M	0.68 @ 1MHZ	20	6.1	65	14.0	12.9	17.6
PSG5020HC-821M	0.82 @ 1MHZ	20	6.8	55	12.3	12.4	17.1
PSG5020HC-901M	0.90 @ 1MHZ	20	8.0	50	11.8	11.4	15.6
PSG5020HC-102M	1.0 @ 1MHZ	20	8.7	50	11.4	11.0	15.0
PSG5020HC-122M	1.2 @ 1MHZ	20	10.3	40	10.0	10.0	13.3
PSG5020HC-152M	1.5 @ 1MHZ	20	13.2	38	8.9	9.5	12.8
PSG5020HC-182M	1.8 @ 1MHZ	20	16.5	35	8.3	8.6	11.7
PSG5020HC-222M	2.2 @ 1MHZ	20	18.8	30	7.6	7.8	10.7
PSG5020HC-332M	3.3 @ 1MHZ	20	27.0	25	6.5	6.8	9.4
PSG5020HC-472M	4.7 @ 1MHZ	20	41.5	20	5.3	5.7	7.9
PSG5020HC-562M	5.6 @ 1MHZ	20	52.0	19	4.9	4.3	5.9
PSG5020HC-682M	6.8 @ 1MHZ	20	63.5	18	4.5	3.6	4.9
PSG5020HC-822M	8.2 @ 1MHZ	20	73.6	16	4.1	3.3	4.5

SMT Power Inductors- PSG5020HC

电气特性

TYPICAL ELECTRICAL CHARACTERISTICS

L vs Current





深圳市富爾電子科技有限公司

ADD: 深圳市南山區後海工業七路8號

Tel/Fax: 0755-21606613/21606608

<http://www.frcoil.com>

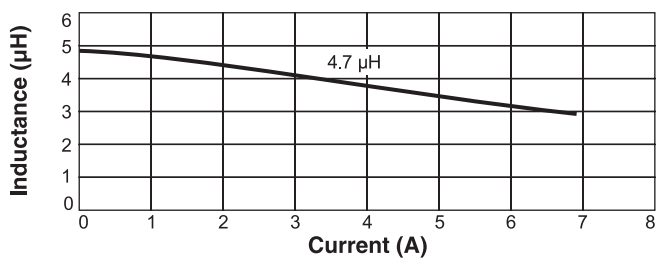
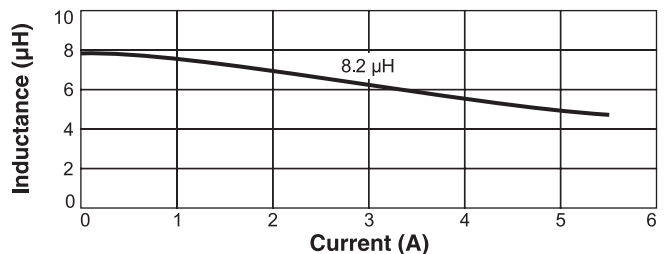
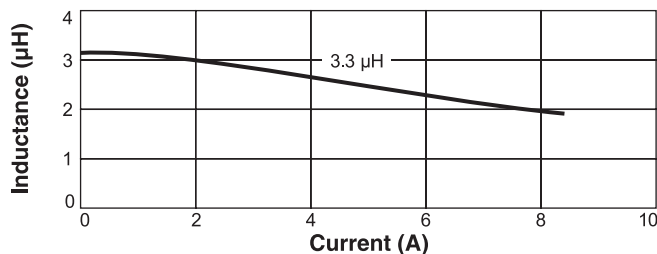
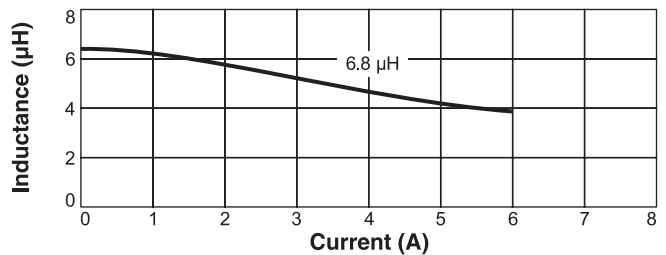
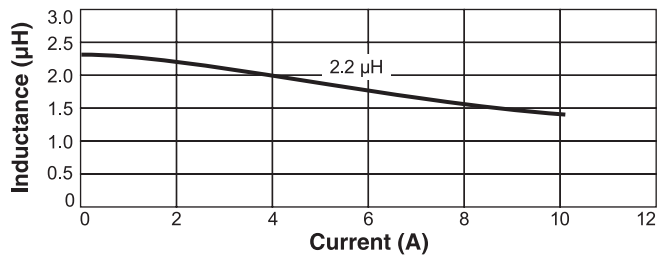
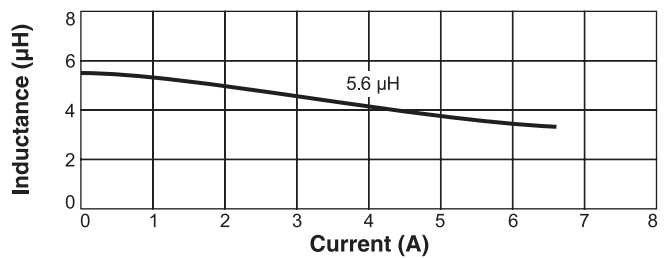
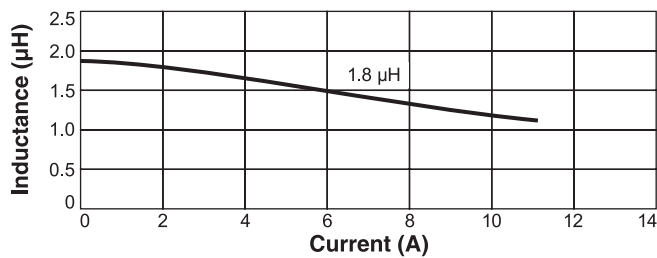
Email: xy@frcoil.com

SMT Power Inductors- PSG5020HC

电气特性

TYPICAL ELECTRICAL CHARACTERISTICS

L vs Current





深圳市富爾電子科技有限公司

ADD:深圳市南山區後海工業七路8號

Tel/Fax:0755-21606613/21606608

<http://www.frcoil.com>

Email:xy@frcoil.com

SMT Power Inductors- PSG5020HC

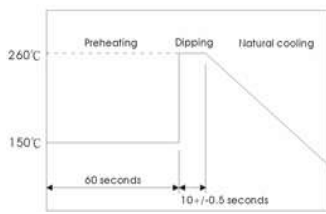
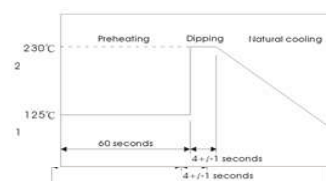
电气特性

TYPICAL ELECTRICAL CHARACTERISTICS

PASSED MEASUREMENT / 通过如下测量

ITEM	Test condition	Test Result
Operating Temperature 操作温度	-40℃ ~ +125℃	5Pcs Passed
Storage temperature 储存温度	-55℃ ~ 125℃	5Pcs Passed
Rated Current 额定电流	Refer to standard electrical characteristics list 参考标准特性规格表	5Pcs Passed
Temperature Rise Test 温升测试	40℃ max.(Δt) 40度最大	5Pcs Passed

Electrical Performance Test

Solder Heat Resistance 耐焊锡热	Appearance: No significant abnormality. Inductance change: Within ±20%. 外观: 无显著异常。 电感值: 变异性在初始值±20%以内。	Preheat: 150℃, 60sec. Solder: H63A Solder temperature: 260±5℃ Flux for lead free: rosin Dip time: 10±0.5sec. 预热: 150℃, 60sec. 锡炉温度: 260±5℃. 时间: 10±0.5sec 助焊剂: rosin. 
Solderability Test 端面焊锡性	More than 90% of the terminal electrode. Should be covered with solder. 端子电极之锡覆盖面达90%以上。	Preheat: 125±25℃, 60sec. Solder: H63A. Solder temperature: 230±5℃ Flux for lead free: rosin Dip time: 4±1sec. 预热: 125±25℃, 60sec. 锡炉温度: 230±5℃ 时间: 4±1sec. 助焊剂: rosin. 
High Temperature Resistance Test 高温放置测试	Appearance: no damage. Inductance: within ±20% of initial value NO disconnection or short circuit. 外观不能破损。 电感值: 变异值在初始值20%以内。 电性无短路或断线。	Temperature: 85±5℃. Applied current: rated current. Duration: 500 hrs.



深圳市富爾電子科技有限公司

ADD:深圳市南山區後海工業七路8號

<http://www.frcoil.com>

Tel/Fax:0755-21606613/21606608

Email:xy@frcoil.com

SMT Power Inductors- PSG5020HC

电气特性

TYPICAL ELECTRICAL CHARACTERISTICS

ITEM	Test condition	Test Result
Humidity Resistance Test 高温放置测试	Appearance:no damage. Inductance:within $\pm 20\%$ of initial value NO disconnection or short circuit. 外观不能破损。 电感值: 变异值在初始值20%以内。 电性无短路或断线。	Temperature: $40\pm 2^{\circ}\text{C}$. Applied current:rated current. Duration:500 hrs. Humidity:90~95%.
Thermal shock 热冲击试验	Appearance:no damage. Inductance:within $\pm 20\%$ of initial value NO disconnection or short circuit. 外观不能破损。 电感值: 变异值在初始值20%以内。 电性无短路或断线。	Condition for 1 cycle Step 1:- $25\pm 2^{\circ}\text{C}$,30 ± 3 min. Step 2:Room temperature within 15 min. Step 3:+ $85\pm 5^{\circ}\text{C}$,30 ± 3 min. Step 4: Room temperature within 15 min. Number of cycles 50
Humidity Resistance 高湿测试	Appearance:no damage. Inductance:within $\pm 20\%$ of initial value NO disconnection or short circuit. 外观不能破损。 电感值: 变异值在初始值20%以内。 电性无短路或断线	Humidity 90~95%RH. Temperature: $40\pm 5^{\circ}\text{C}$. Applied current:rated current. Duration:500 ± 12 hrs. Measured at room temperature after placing for 2 to 3hrs. 湿度: 90~95%RH. 温度: $40\pm 5^{\circ}\text{C}$. 须加电流: 额定电流。 放置时间: 500 ± 12 hrs. 测试结束于室温放置2~3小时, 始可测试电气特性。